

# District Prevention & Early Help Update: Chorley

Q1 2015/16

## Commissioned Services: Activity

	Family Support (Key)	Domestic Abuse (Preston DVS)	Emotional Health & Well Being (Child Action NW)	Parenting (Action for Children)
Number of RfS Received (in Period)	13	11	21	3
Number of RfS Received (2015/16 to date)	13	11	21	3
Number of RfS Not Progressed (2015/16)	8	0	1	0
Total Available Capacity	68	43	55	52
<b>Capacity Remaining</b>	<b>35</b>	<b>19</b>	<b>20</b>	<b>49</b>
Total number of CYP worked with (2015/16)	29	17	21	0
Number of RfS at Level 2 (2015/16)	7	5	8	2
Number of RfS at Level 3 (2015/16)	6	4	13	1
Number of cases closed in period	13	3	11	8
Number of closed cases de-escalated in period	12	3	10	2
Number of closed cases escalated in period	0	0	0	0
Number of PBR payments made in period	0	0	0	0
Source of RfS (2015/16)				
<i>CAMHS</i>	0	0	0	0
<i>Children's centres</i>	1	4	5	0
<i>De-escalation from Children's Social Care</i>	2	0	1	0
<i>Early Support Panels</i>	0	3	0	0
<i>Education (inc. early years)</i>	6	0	8	2
<i>Health</i>	0	0	2	0
<i>Housing</i>	0	0	0	0
<i>MASH</i>	3	0	0	0
<i>Other Early Support Provider</i>	0	0	0	1
<i>Other VCFS organisation</i>	1	3	5	0
<i>Police/YOT</i>	0	0	0	0
<i>Self Referral</i>	0	1	0	0
<i>Substance misuse support agencies</i>	0	0	0	0
<i>Young People's Service</i>	0	0	0	0

## Commissioned Services: Contextual Information

	Family Support (Key)	Domestic Abuse (Preston DVS)	Emotional Health & Well Being (Child Action NW)	Parenting (Action for Children)
Total financial allocation (2015/16)	£ 31,188	£ 6,931	£ 24,257	£ 6,931
Upfront payment (2015/16)	£ 12,475	£ 2,772	£ 9,703	£ 2,772
Payment by results total ( <u>excludes any carry over</u> )	£ 18,713	£ 4,158	£ 14,554	£ 4,158
Payment by results paid (2015/16 to date)	£ 6,084	£ 1,500	£ 4,950	£ 1,752
Payment by results remaining	£ 12,629	£ 2,658	£ 9,604	£ 2,406

Risks / Issues	Take up is slightly ahead of capacity	Slightly above allocated capacity for the year.	Above allocated capacity for the year.	Currently at the required levels to meet capacity for this year.
Risks / Issues				
Comments / Corrective Actions		Take up was slow at start of year but now referrals are coming in at required level as provider are now well embedded within the district.	Ongoing discussions as to how to resolve this are taking place.	

RAG Ratings				
2015/16 - Q1	<b>Green</b>	<b>Green</b>	<b>Amber</b>	<b>Green</b>

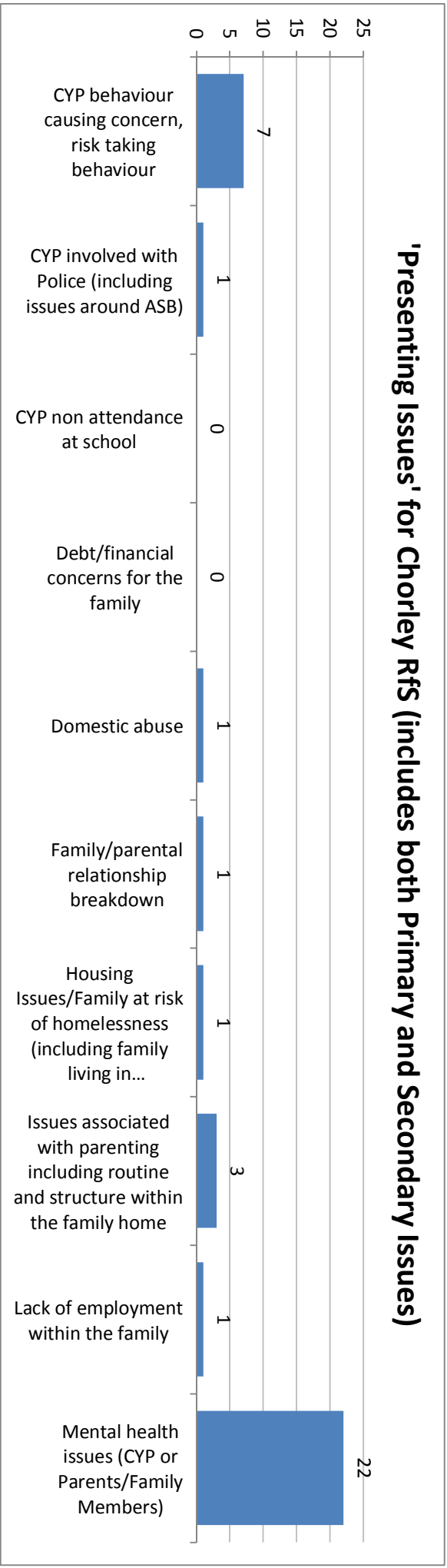
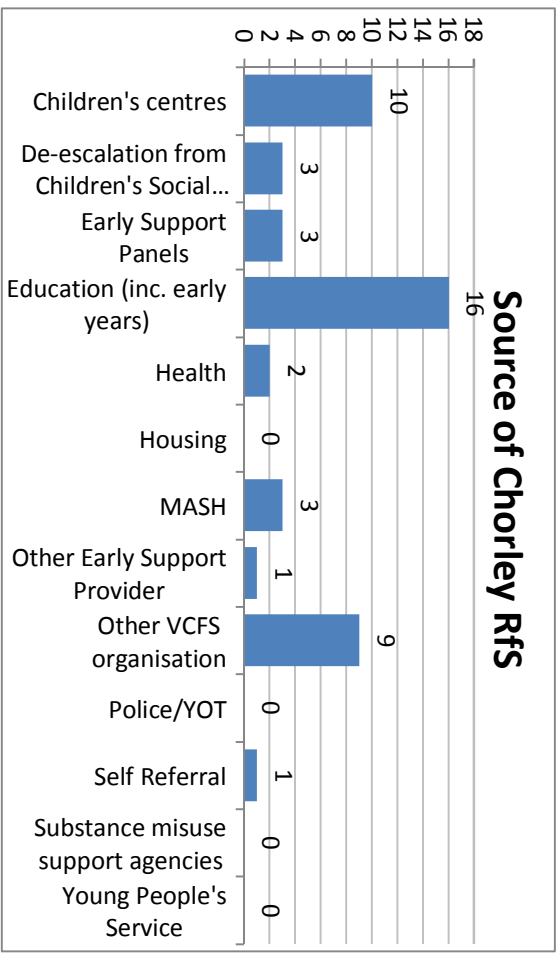
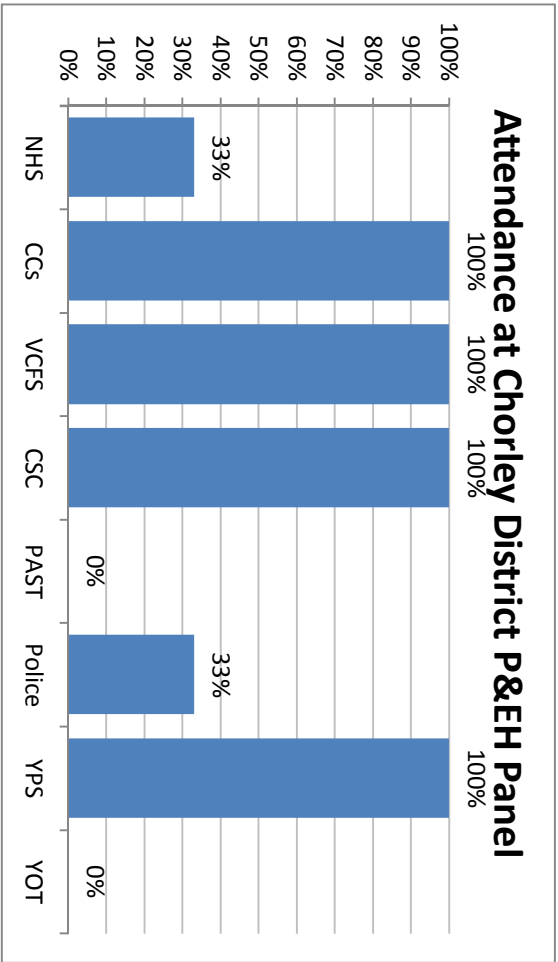
## Commissioned Services: Impact

		Outcome Measure Scores			
Family Support		% cases with improved self-assessment (using the outcome star) reporting distance travelled in all areas	% of cases where the level of need escalated to require access to statutory services	% of cases whose CoN level improves to 'thriving'	Improved use of effective social networks of support within the community
	Performance indicator scores	100%	0%	7%	
	<p><u>More information on the impact:</u>            Take up of provision locally has been high in the first quarter. 13 cases closed in the quarter, all of which demonstrated positive distance travelled using the family star tool. 12 cases demonstrated a de-escalation on the continuum of need from level 3 to level 2, with 1 case improving to 'thriving'</p> <p>The provider for this theme are currently delivering Solution Focussed Coaching to families.</p>				
Domestic Abuse		% cases with improved self-assessment (using the outcome star) reporting distance travelled in all areas	% of cases where the level of need escalated to require access to statutory services	% of cases whose CoN level improves to 'thriving'	Improved relationships between parent and child
	Performance indicator scores	100%	0%	67%	
	<p><u>More information on the impact:</u>            Take up of provision in the district has been high in the first quarter.</p> <p>During the quarter 3 cases closed to the provider, all of which showed positive progress on the outcome star tool with 2 cases demonstrating a reduction in the level of need to 'thriving', evidenced using the continuum of need, while 1 case reduced from level 3 to level 2 or stayed the same</p>				
Emotional Health & Well Being		% cases with improved self-assessment (using the outcome star) reporting distance travelled in all areas	% of cases where the level of need escalated to require access to statutory services	% of cases whose CoN level improves to 'thriving'	Improved use of effective social networks of support within their community
	Performance indicator scores	100%	0%	82%	-
	<p><u>More information on the impact:</u>            Demand for this service remains high. All 11 cases that closed in the period showed positive progress on the outcome star with 10 cases improving to 'thriving' and 1 case seeing a reduction from level 3 to level 2 or staying the same, evidenced using the continuum of need.</p>				

## Commissioned Services: Impact

		Outcome Measure Scores			
		% of cases reporting positive distance travelled using the Strengthening Families evaluation	% of cases where the level of need escalated to require access to statutory services	% of cases whose CoN level improves to 'thriving'	Improved use of effective social networks of support within their community
Parenting	Performance indicator scores	100%	0%	75%	-
	<p><u>More information on the impact:</u>            Take up during the first quarter has been good. 8 families completed the programme during Q1 all of which saw an improved self assessment with 3 showing a reduction in the level of need or stayed the same, evidenced using the Continuum of Need, while 5 families improved to 'thriving'</p>				
<p><u>Any further comment on the quality or impact of service (include any coordinator feedback, service user feedback, issues flagged up by providers etc.)</u></p> <p>Outcomes achieved by the providers on the cases they receive are positive and feedback on the service provision has generally been good. There have been issues countywide with the number of requests for support being received by providers. Promotion of the service provision is an ongoing process and progress is being made in some areas.</p> <p>The low take up of parenting provision has been explored and it is felt that offering only Strengthening Families is limiting eligible families and so it has been agreed that for 2015/16 a selection of appropriate evidence based parenting programmes will be available. This information has recently been communicated to partners but the delivery model now consists of Incredible Years (5-8 year olds), Strengthening Families, Surviving Teenagers and SpeakEasy.</p> <p>The demand on Emotional Health and wellbeing provision remains high. This is being closely monitored to assess the impact of increased demand on the availability of provision later in the year.</p>					

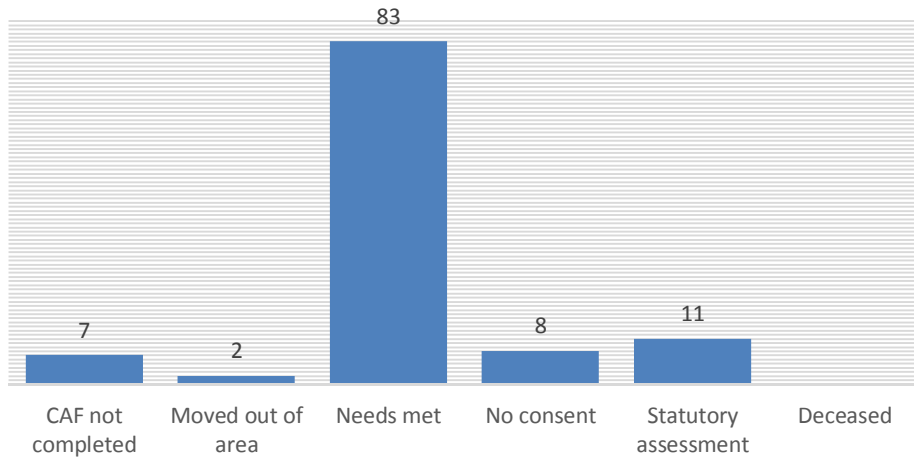
Number of Panels held in period:



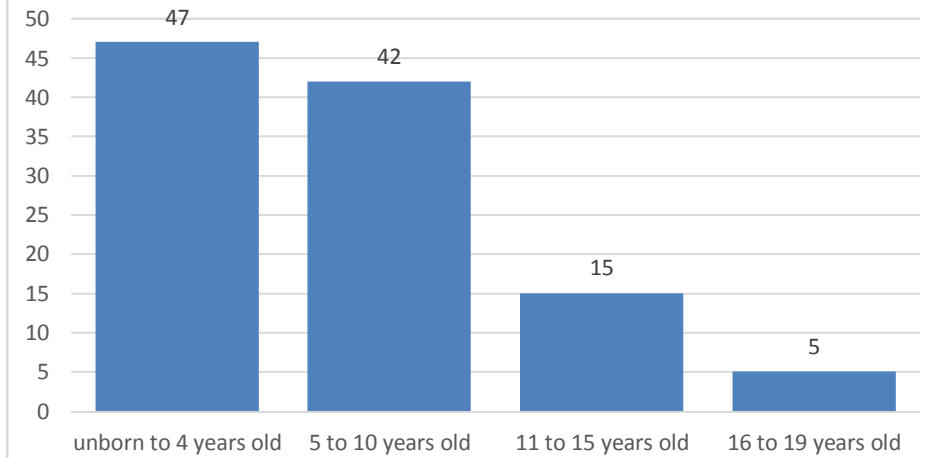
## CAF Update

Number of CAFs Opened in Period	122
Number of CAFs Closed in Period	111
Number of CAFs Pending at 31st December 2014	237

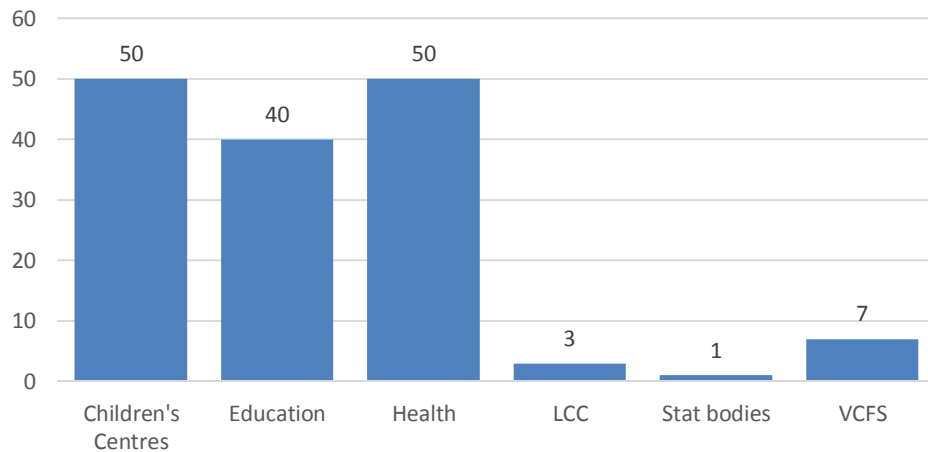
### CAF Closure Reasons



### Opened CAFs by Age Banding



### Opened CAFs by Agency Requesting



## Lead Professional Budget

### Financial Summary

Total LP budget for year	£	4,077
Total spent in period	£	1,723
Total spent in year to date	£	1,723
<b>Remaining budget at end of period</b>	<b>£</b>	<b>2,353</b>

### Lead Professional budget spend in period

Provision bought	Requesting Agency	Value		
Fees for debt management plan	YPS	£	180	
Bedframe/desk/chair	YPS	£	240	
Childcare provision	Coppull Children's Centre	£	225	
Travel costs to visit daughter	Duke Street Children's Centre	£	60	
Bikes for the family	Duke Street Children's Centre	£	166	
Swimming lessons	Astley & Buckshaw Children's	£	96	
Swimming lessons	Highfield Primary School	£	112	
Mattress & protector	Duke Street Primary School	£	70	
Activity camp	St Peter's Primary School	£	86	
Life story work sessions	Highfield Primary School	£	420	
Skip hire	YPS	£	69	

# Small Grants Budget

## Financial Summary

Total small grants budget for year	£	8,154
Total spent in period	£	690
Total spent in year to date	£	690
<b>Remaining budget at end of period</b>	<b>£</b>	<b>7,464</b>

## Small Grants issued in period

Project Title	Requesting Agency	Value	
Playtime in the Park Event	HomeStart	£ 690	